

Energy performance certificate (EPC)

9, Rookhope Grove BISHOP AUCKLAND DL14 0SW	Energy rating <h1 style="font-size: 2em; margin: 0;">D</h1>	Valid until: 20 November 2023 <hr/> Certificate number: 8977-6629-8419-3565-7906
--	--	---

Property type Detached house

Total floor area 105 square metres

Rules on letting this property

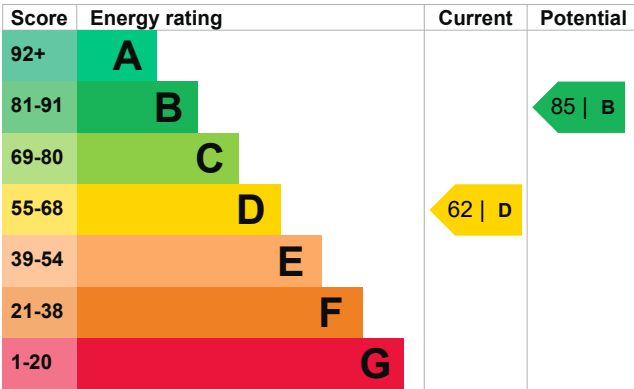
Properties can be rented if they have an energy rating from A to E.

If the property is rated F or G, it cannot be let, unless an exemption has been registered. You can read [guidance for landlords on the regulations and exemptions \(https://www.gov.uk/guidance/domestic-private-rented-property-minimum-energy-efficiency-standard-landlord-guidance\)](https://www.gov.uk/guidance/domestic-private-rented-property-minimum-energy-efficiency-standard-landlord-guidance).

Energy efficiency rating for this property

This property's current energy rating is D. It has the potential to be B.

[See how to improve this property's energy performance.](#)



The graph shows this property's current and potential energy efficiency.

Properties are given a rating from A (most efficient) to G (least efficient).

Properties are also given a score. The higher the number the lower your fuel bills are likely to be.

For properties in England and Wales:

the average energy rating is D
 the average energy score is 60

Breakdown of property's energy performance

This section shows the energy performance for features of this property. The assessment does not consider the condition of a feature and how well it is working.

Each feature is assessed as one of the following:

- very good (most efficient)
- good
- average
- poor
- very poor (least efficient)

When the description says “assumed”, it means that the feature could not be inspected and an assumption has been made based on the property's age and type.

Feature	Description	Rating
Wall	Cavity wall, as built, partial insulation (assumed)	Average
Roof	Pitched, 250 mm loft insulation	Good
Window	Fully double glazed	Average
Main heating	Boiler and radiators, mains gas	Good
Main heating control	Programmer and room thermostat	Average
Hot water	From main system	Average
Lighting	Low energy lighting in 83% of fixed outlets	Very good
Floor	Solid, no insulation (assumed)	N/A
Secondary heating	Room heaters, mains gas	N/A

Primary energy use

The primary energy use for this property per year is 238 kilowatt hours per square metre (kWh/m²).

Additional information

Additional information about this property:

- Cavity fill is recommended

Environmental impact of this property

This property's current environmental impact rating is D. It has the potential to be B.

Properties are rated in a scale from A to G based on how much carbon dioxide (CO₂) they produce.

Properties with an A rating produce less CO₂ than G rated properties.

An average household produces 6 tonnes of CO₂

This property produces 4.8 tonnes of CO₂

This property's potential production 1.8 tonnes of CO₂

By making the [recommended changes](#), you could reduce this property's CO₂ emissions by 3.0 tonnes per year. This will help to protect the environment.

Environmental impact ratings are based on assumptions about average occupancy and energy use. They may not reflect how energy is consumed by the people living at the property.

How to improve this property's energy performance

Making any of the recommended changes will improve this property's energy efficiency.

If you make all of the recommended changes, this will improve the property's energy rating and score from D (62) to B (85).

Recommendation	Typical installation cost	Typical yearly saving
1. Cavity wall insulation	£500 - £1,500	£113.01
2. Floor insulation	£800 - £1,200	£80.90
3. Heating controls (TRVs)	£350 - £450	£29.01
4. Condensing boiler	£2,200 - £3,000	£128.62
5. Solar water heating	£4,000 - £6,000	£40.31
6. Solar photovoltaic panels	£9,000 - £14,000	£219.31

Paying for energy improvements

[Find energy grants and ways to save energy in your home. \(https://www.gov.uk/improve-energy-efficiency\)](https://www.gov.uk/improve-energy-efficiency)

Estimated energy use and potential savings

Estimated yearly energy cost for this property	£1034
--	-------

Potential saving	£392
------------------	------

The estimated cost shows how much the average household would spend in this property for heating, lighting and hot water. It is not based on how energy is used by the people living at the property.

The estimated saving is based on making all of the recommendations in [how to improve this property's energy performance](#).

For advice on how to reduce your energy bills visit [Simple Energy Advice](#) (<https://www.simpleenergyadvice.org.uk/>).

Heating use in this property

Heating a property usually makes up the majority of energy costs.

Estimated energy used to heat this property

Space heating	12717 kWh per year
---------------	--------------------

Water heating	2870 kWh per year
---------------	-------------------

Potential energy savings by installing insulation

Type of insulation	Amount of energy saved
--------------------	------------------------

Cavity wall insulation	2160 kWh per year
-------------------------------	-------------------

You might be able to receive [Renewable Heat Incentive payments](#) (<https://www.gov.uk/domestic-renewable-heat-incentive>). This will help to reduce carbon emissions by replacing your existing heating system with one that generates renewable heat. The estimated energy required for space and water heating will form the basis of the payments.

Contacting the assessor and accreditation scheme

This EPC was created by a qualified energy assessor.

If you are unhappy about your property's energy assessment or certificate, you can complain to the assessor directly.

If you are still unhappy after contacting the assessor, you should contact the assessor's accreditation scheme.


Accreditation schemes are appointed by the government to ensure that assessors are qualified to carry out EPC assessments.

Assessor contact details

Assessor's name

Anthony Smith

Telephone

07545925542 

Email

anthe1@aol.com

Accreditation scheme contact details


Accreditation scheme

Stroma Certification Ltd

Assessor ID

STRO013957

Telephone

0330 124 9660 

Email

certification@stroma.com

Assessment details

Assessor's declaration

No related party

Date of assessment

5 November 2013

Date of certificate

21 November 2013

Type of assessment

[RdSAP](#)
